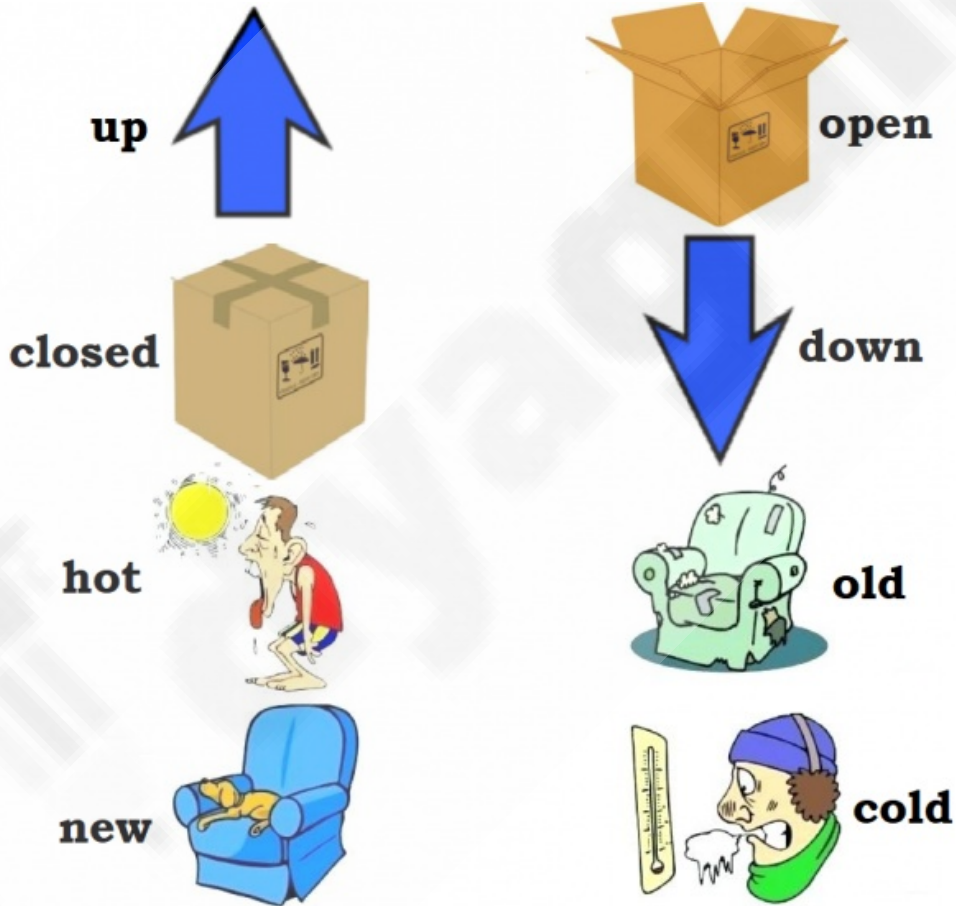


Use this range of opposites worksheets to help teach your child some simple opposite concepts.

Teaching your child opposites is a great way to improve your child's vocabulary, as the addition of descriptive words to their communication will greatly improve the level of detail your child can convey

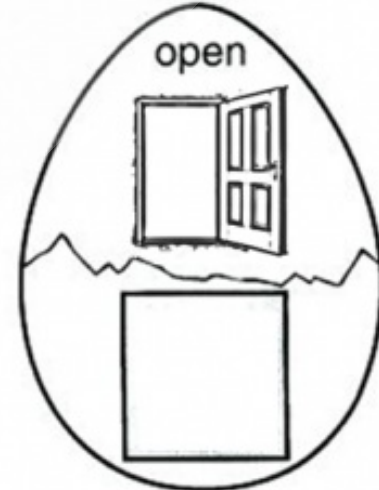



Direction: Draw a line to match the pictures on the left to their opposites on the right.



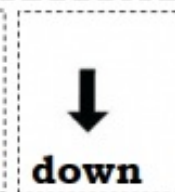
Use this range of opposites worksheets to help teach your child some simple opposite concepts.

Teaching your child opposites is a great way to improve your child's vocabulary, as the addition of descriptive words to their communication will greatly improve the level of detail your child can convey

Direction: Color, cut and glue to match the opposites



cut













Can you spot the opposites? Help your preschooler identify pictures of opposites using this fun matching exercise.











 closed ●	● less 
 wet ●	● open 
 sick ●	● dry 
 more ●	● fat 
 thin ●	● well 

Can you spot the opposites? Help your preschooler identify pictures of opposites using this fun matching exercise.

	turn on ●	● light	
	girl ●	● finish	
	start ●	● turn off	
	asleep ●	● boy	
	heavy ●	● awake	

Can you spot the opposites? Help your preschooler identify pictures of opposites using this fun matching exercise.

 to come	 clean
 stand up	 hard
 dirty	 sit down
 soft	 to go