





















Can you spot the opposites? Help your preschooler identify pictures of opposites using this fun matching exercise.

	● Inside	● Young	
	● Front	● Outside	
	● Old	● Dry	
	● Soaked	● Back	

Can you spot the opposites? Help your preschooler identify pictures of opposites using this fun matching exercise.




	● alive	● night	
	● black	● full	
	● fast	● white	
	● light	● slow	
	● empty	● heavy	
	● day	● 'dead	

Can you spot the opposites? Help your preschooler identify pictures of opposites using this fun matching exercise.


 entrance	 full
 boy	 together
 apart	 girl
 empty	 exit

Preschoolers learn the difference between inside and outside in this picture sorting cut and paste worksheet .

Cut and paste the pictures appropriately

 Inside	 Outside
	

Match the opposites !



tall



in



above



back



below



front



short



out